

**UNITED STATES
SECURITIES AND EXCHANGE COMMISSION**

Washington, DC 20549

Form 8-K

**CURRENT REPORT
Pursuant to Section 13 or 15(d) of the
Securities Exchange Act of 1934**

Date of Report (Date of earliest event reported): **September 25, 2013**

Streamline Health Solutions, Inc.

(Exact name of registrant as specified in its charter)

Delaware
(State or other jurisdiction
of incorporation)

0-28132
(Commission
File Number)

31-1455414
(IRS Employer
Identification No.)

**1230 Peachtree Street, NE, Suite 1000,
Atlanta, GA 30309**
(Address of principal executive offices) (Zip Code)

Registrant's telephone number, including area code **(404) 446-0050**

Check the appropriate box below if the Form 8-K filing is intended to simultaneously satisfy the filing obligation of the registrant under any of the following provisions:

- Written communications pursuant to Rule 425 under the Securities Act (17 CFR 230.425)
 - Soliciting material pursuant to Rule 14a-12 under the Exchange Act (17 CFR 240.14a-12)
 - Pre-commencement communications pursuant to Rule 14d-2(b) under the Exchange Act (17 CFR 240.14d-2(b))
 - Pre-commencement communications pursuant to Rule 13e-4(c) under the Exchange Act (17 CFR 240.13e-4(c))
-
-

Item 7.01 — Regulation FD Disclosure.

Streamline Health Solutions, Inc. (the "Company") is furnishing presentation materials to be discussed at the Craig-Hallum Alpha Select Investor Conference in New York, New York on September 26, 2013, included as Exhibit 99.1 to this Current Report on Form 8-K. The Company undertakes no obligation to update these presentation materials in the future, except as may be required by law.

The information furnished pursuant to this Item 7.01, including Exhibit 99.1, shall not be deemed "filed" for purposes of Section 18 of the Securities Exchange Act of 1934 (the "Exchange Act") or otherwise subject to the liabilities under that Section and shall not be deemed to be incorporated by reference into any filing of the Company under the Securities Act of 1933 or the Exchange Act.

Item 9.01 — Financial Statements and Exhibits.

(d) Exhibits

<u>Exhibit No.</u>	<u>Description of Exhibit</u>
99.1	Streamline Health Solutions, Inc. Presentation Materials presented on September 26, 2013.

SIGNATURES

Pursuant to the requirements of the Securities Exchange Act of 1934, the registrant has duly caused this report to be signed on its behalf by the undersigned hereunto duly authorized.

Streamline Health Solutions, Inc.

Date: September 25, 2013

By: /s/ Nicholas A. Meeks
Nicholas A. Meeks
Chief Financial Officer

3

INDEX TO EXHIBITS

Exhibit No.	Description of Exhibit
99.1	Streamline Health Solutions, Inc. Presentation Materials presented on September 26, 2013.

4



Investor Presentation

September 2013

Knowledge Management for Healthcare Providers
NASDAQ: STRM



Disclosure Statements

SAFE HARBOR STATEMENT: FORWARD-LOOKING DISCLOSURE

This presentation contains “forward-looking statements” within the meaning of the U.S. Private Securities Litigation Reform Act of 1995, based on current management expectations. Because forward-looking statements relate to the future, they are subject to inherent uncertainties, risks and changes in circumstances that are difficult to predict and that can cause Streamline Health’s actual results to differ. We caution you therefore to not place undue reliance on such statements.

Actual results might differ materially from these statements due to a number of risks and uncertainties. Risks that may contribute to the uncertain nature of these statements are described in Streamline Health’s periodic filings made with Securities and Exchange Commission. Special attention is directed to the portions of those documents entitled “Risk Factors” and “Management’s Discussion and Analysis of Financial Condition and Results of Operations.” Streamline Health undertakes no obligation to update any forward-looking statements or relevant risks, except as may be required by law.

TRADEMARKS

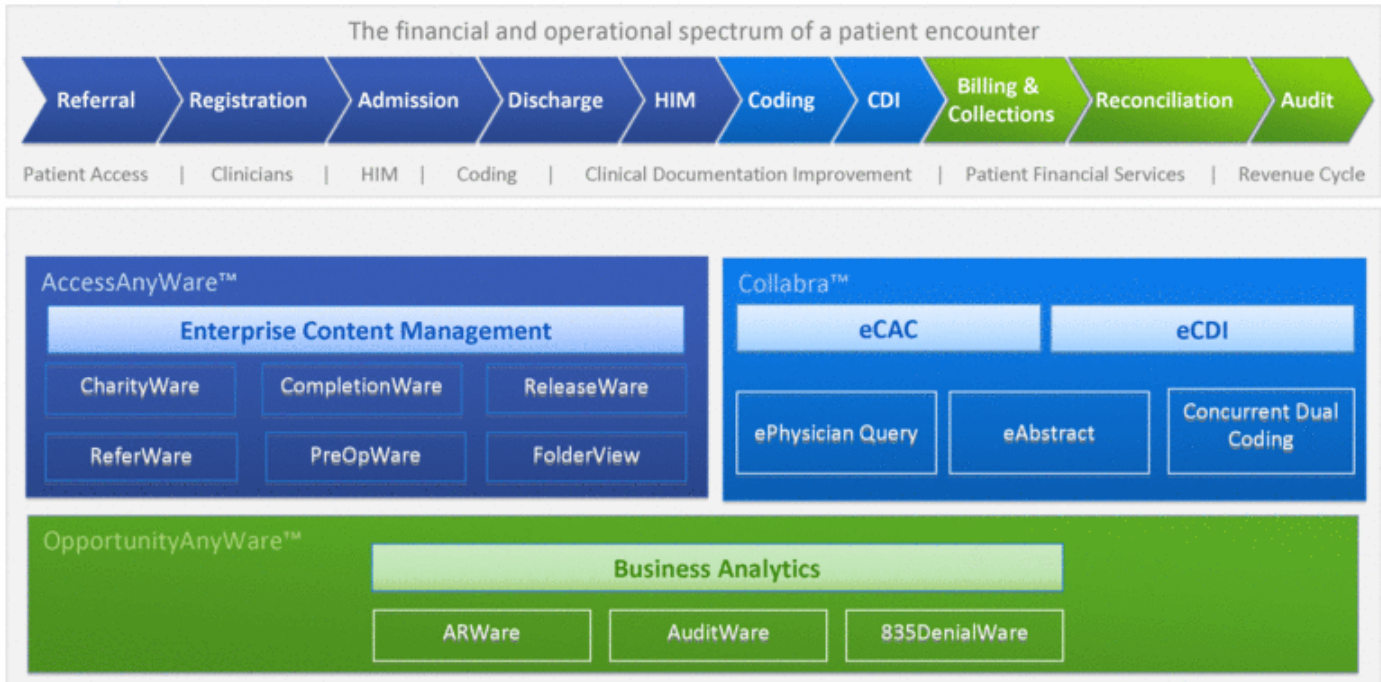
Product or company names referenced herein may be trademarks or registered trademarks of their respective owners.

Streamline Health: A Clear Way Forward


<p>Knowledge management solutions provider</p>	<p>Our Knowledge Management solutions aggregate unstructured and fragmented data across the clinical and financial spectrum of an admission or a visit— providing clients with intelligently organized, easily accessible insights, enabling better decision-making and better financial results.</p>
<p>Integrate with leading EMR, financial and clinical systems</p>	
<p>High client retention with deeply embedded solutions</p>	<p>95% client retention due to subject matter expertise coupled with innovative, deep and broad solutions that integrate with the existing business process of our clients while delivering meaningful ROI.</p>
<p>Installed base of top tier clients presents sizable opportunity</p>	
<p>Highly scalable SaaS model</p>	<p>SaaS model enhances recurring revenue – TTM Q2 2013 recurring revenue as % of total 77.5%</p>
<p>Proven management team</p>	<p>Executive team with extensive healthcare information technology experience in both public and private equity or venture backed entities.</p>
<p>Macro market conditions driving growth</p>	<p>The increasing complexity of provider reimbursement strategies coupled with the demands of E H R implementations and a shift in coding metrics are drivers for growth.</p>

Actionable Information and Knowledge Management

Solutions Across the Patient Experience



Competitive Landscape



Addressing Critical Healthcare Issues

Streamline Health solutions address critical pain points for providers

	Electronic Medical Records	ICD-10 Transition	Declining Reimbursements
Issues	Providers must show “meaningful use” by 2015 (<i>maximum reimbursement ends 2012</i>)	ICD-9 to ICD-10 Conversion by October 1, 2014	Payor denials and lack of timely reimbursements squeeze profits
Opportunities	HITECH/ARRA is just the beginning of the EMR life cycle	Over 140,000 new codes in ICD-10	With decreasing profit margins, providers will rely on business analytics tools to help them protect their revenue
Solutions	Enable access to unstructured data from within the EMR with MU certified EHR module	Computer Assisted Coding (CAC) solution addresses ICD-10 conversion issues	Accelerate coding, billing, A/R collection and increase visibility of financial KPIs with business analytics

Growing Addressable Market

Favorable Industry Fundamentals Support Long-Term Market Growth

Compelling Market Fundamentals

- 50% of providers expect to purchase a computer assisted coding solution in the next two years ⁽¹⁾
- 3,116 of the 5,754 registered hospitals in the U.S. are using an EMR system we integrate with ⁽²⁾
- Estimated 800+ hospitals were using business analytics solutions in 2012; that number is expected to grow to 2,800+ by 2016 with a CAGR of 41% ⁽³⁾
- Worldwide HCIT spend was approximately \$85 billion in 2010; projected to be \$185 billion in 2020 ⁽⁴⁾

Current Market Focus

- Over 1,700 acute care hospitals > 200 beds in the U.S. and affiliated physician groups
- Economic buyer = CFO and/or CIO
- Functional buyers = HIM, RCM, PFS, CDI, Coding

(1) KLAS Report – Computer Assisted Coding: A Glimpse at the Future of HIM Technology
(2) Modern Healthcare: By the Numbers 2012-2013

Potential New Markets

- Long term care
- Home health
- Alternate site (ambulatory)
- Accountable care organizations

(3) Frost and Sullivan report: U. S. Hospital Health Data Analytics Market (2012)
(4) Gartner and Corner estimates

Case Studies



BACKGROUND:

Implemented OpportunityAnyWare to deliver sophisticated business intelligence technology with in-depth analysis and workflow tools to identify and prioritize areas of financial opportunity

RESULTS:

- \$6 million improvement in cash flow above net revenues
- Shaved 5+ days in outstanding accounts receivable
- Decreased average monthly denial write-offs from \$750,000 to \$300,000, resulting in estimated annual net revenue improvement of \$1 to \$2 million
- Generated highest cash month in history within 60 days
- Increase monthly collections by 10%
- Average monthly cash payments increased \$2.6 million



BACKGROUND:

Implemented OpportunityAnyWare in May 2011 while on track to be under budget for fiscal year end cash goal

RESULTS:

- Redesigned LPCH's AR process
- Used OpportunityAnyWare to stratify the outsourced low dollar accounts
- Post-implementation delivered highest cash month of over \$10 million
- Collections rose 12.7%
- Average monthly cash payments increased \$6.9 million



BACKGROUND:

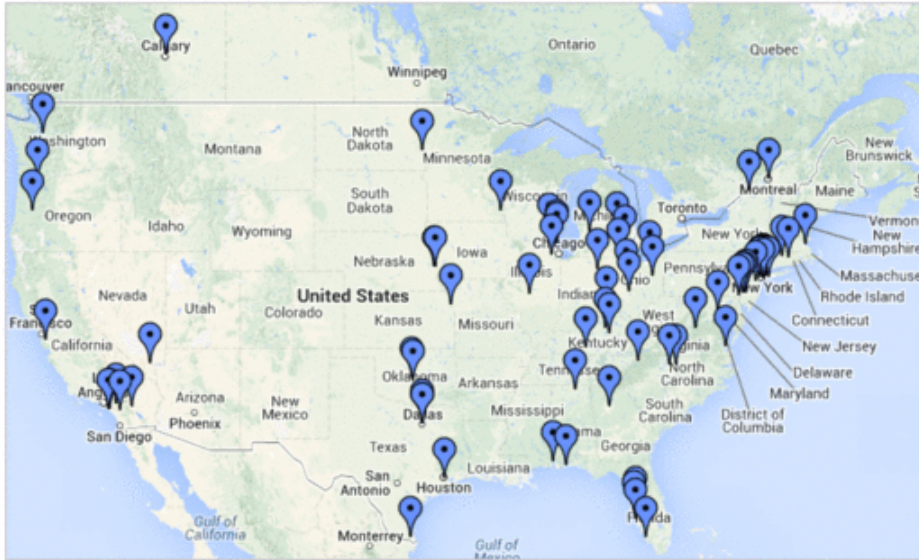
Sarasota Memorial wanted to improve the quality and safety of patient care, ease the burden on physicians, and strengthen outcomes with optimized access to information.

RESULTS:

- Delivered access to and completion of the entire medical record from one user interface regardless of the origination of information – paper or electronic, internal or external
- Achieved vision by emphasizing document management enterprise-wide vs. departmental application only
- All medical records available to physicians online
- Decreased chart coding time from 5 to 2 days for Discharged Not Final Coded (DNFC)
- Records scanned and available within 48 hours of discharge

Current Client Base

Installed base of top tier clients presents sizable opportunity: 100+ clients, 450+ sites



(1) Frost and Sullivan report: U.S. Hospital Health Data Analytics Market (2012)



Financial Performance

Key Financial Improvements Achieved

	TTM Q2 12	TTM Q2 13
Recurring revenue % total	77.1%	48.2%
Recurring revenue growth	24.2%	54.4%
Gross margin	51.5%	\$51.9
Backlog (\$ millions)	\$32.2	

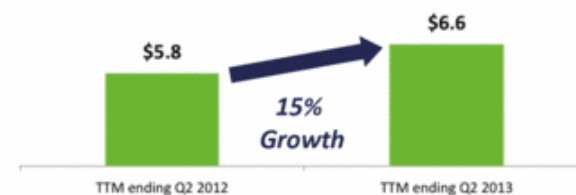
TTM Revenue (\$ in millions)



Increasing Recurring Revenue



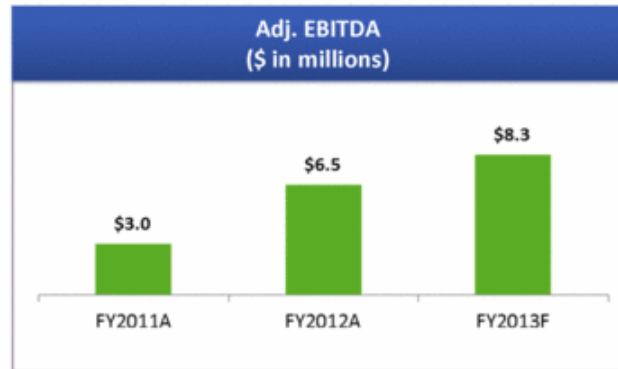
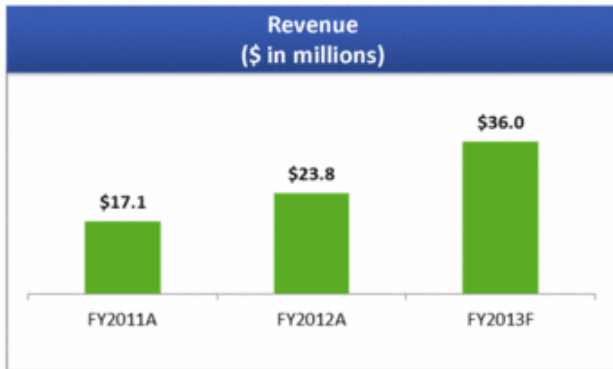
TTM Adj. EBITDA (\$ in millions)



2013 Strategic Goals and Projections

Key Strategic Goals FY 2013

1. Continue to invest in human capital
2. Cross sell solutions into client base
3. Accelerate client adoption via solutions optimization services
4. Develop clinical analytics solution



Executive Team

Name	Title	Years of Experience:			Previously
		Streamline	Industry	Total	
Robert Watson	President & Chief Executive Officer	3	23	32	DocuSys, Concuity, Cerner (NASDAQ: CERN)
Nicholas Meeks	Senior Vice President & Chief Financial Officer	2	6	9	Emdeon (NYSE: EM), Chamberlin Edmonds
Richard Nelli	Senior Vice President & Chief Technology Officer	1	22	22	Optum (NYSE: UNH), Caremedic
Matthew Seefeld	Senior Vice President, Solution Strategy	2	14	16	Interpoint Partners, Deloitte, PwC
Michael Schiller	Senior Vice President, Sales & Marketing	2	22	22	AllScripts (NASDAQ: MDRX), GE Healthcare (NYSE: GE)
Herbert Larsen	Senior Vice President, Client Services	1	25	26	Edifecs, Cigna (NYSE: CI), Arthur Andersen

Company Summary

A leading provider of SaaS-based enterprise content management, business analytics, computer assisted coding (CAC), and clinical documentation improvement (CDI) solutions for healthcare providers.

Exchange/Ticker	NASDAQ: STRM
Share Price (52 Week Range)	September 24, 2013: \$7.90 (52 Week High - \$8.00, Low - \$4.62)
Common Shares Outstanding	13.0 million
Market Cap	September 24, 2013: \$102.7 million
Cash	\$5.4 million (July 31, 2013)
Bank Debt	\$13.1 million (July 31, 2013)
TTM Revenue	\$28.5 million (July 31, 2013)
TTM Adj. EBITDA	\$6.6 million (July 31, 2013)
Number of Associates	110

